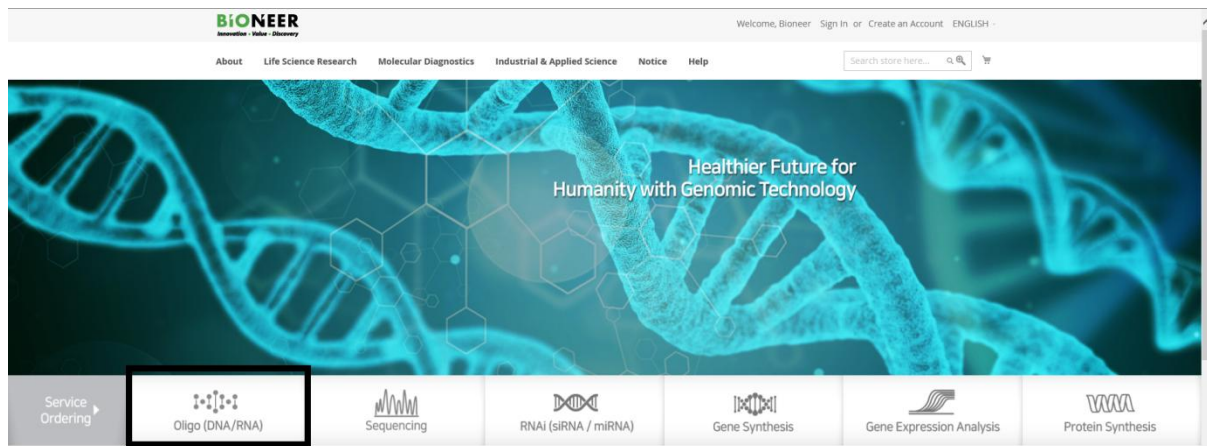


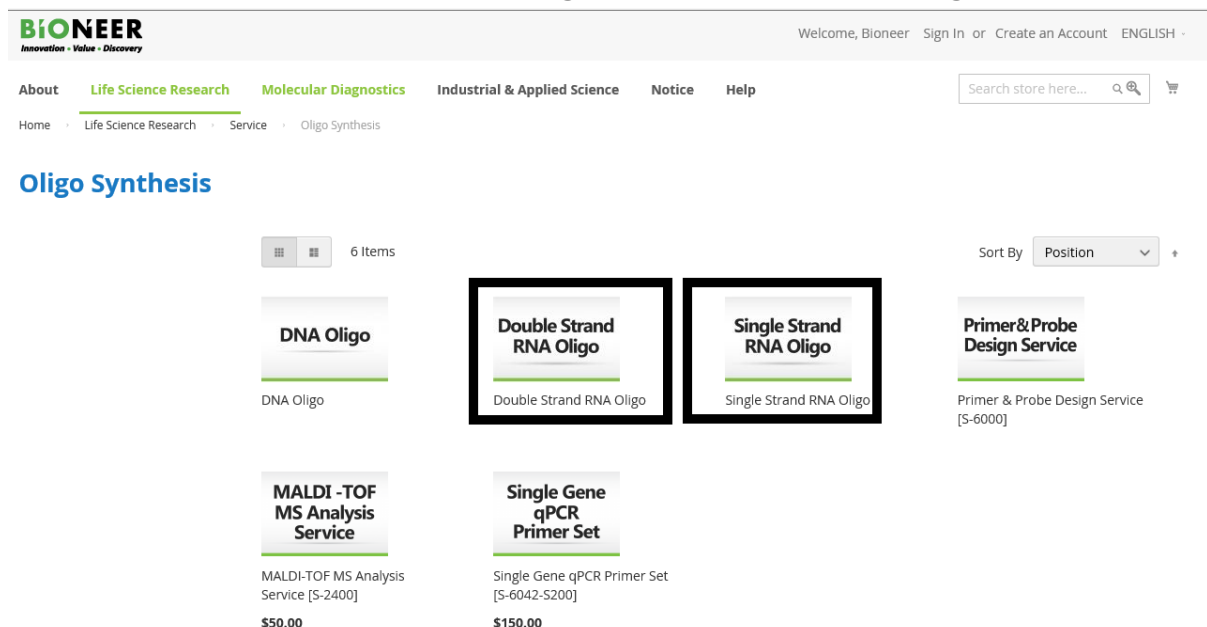
Instructions to order Oligo(RNA)

1. Order method

- o Register and login
- o Click on 'Oligo (DNA / RNA)' from the main page



- o Double strand or single strand RNA icon click
- o Choose 'Double strand' or 'Single strand' for RNA Oligo



Order entry method

1. After entering the name of the RNA, Sequence, press Check button, then selection box will be activated to choose Annealing (Yes or No), Scale, Purif.

Annealing : If you choose Yes, Bioneer will provide Duplex Form at the final. If you choose No, Bioneer will provide Single strand.

Nmole : You can choose 10 , 20 , 50 , 100 nmole, and please contact us if you have any additional inquiries for the other nmole.

Caution)

1. Please note that when you put AGCU for the Sequence, it will realize as RNA base with capital letter and DNA base with small letter.

- When you put Sense Sequence, the Antisense Sequence will automatically be inserted as a complimentary Sequence, and if you want to put other sequence you can uncheck 'Check' button, then you can enter directly.

2. Method to choose Modification

You can select the location of Sequence where you want, select Modification then click 'Apply' button

After selecting the sequence position of the desired position, select Modification and click 'Apply' button, then it will automatically be inserted.

To enter FAM in 5' Modification : From the list of 5' Modification, you can choose 'FAM' then click 'Apply' button.

To enter C6 Amine in 3' Modification : From the list of 3' Modification, you can choose 'C6 Amine' then click 'Apply' button.

To enter Deoxy Uridine in Internal modification : Select [Deoxy Uridine], click 'Apply' button, then it will appear as AGCUAGC[Deoxy Uridine]AGCU

1. Description for click button


Add oligo : Click to add additional entry window

Remove selected : Delete the entry window by clicking in front of the entry field.

Copy selected : Click after checking the input window, it will copy and add the same input window

2. Edit, cancel order

o Click the red pencil icon from the oligo order in the shopping cart and click 'Update cart' after adding, deleting or changing the oligo. Clicking on the trash icon deletes the entire oligo order.



DNA Oligomer Order

₩31,590

1

₩31,590

Priority: Standard

Contact Person Name: 서관오


Contact Mobile Phone: 042-930-8576

DNA Oligomer Information:

No	Name	Sequence (5' -> 3')	Scale	Purif
1	test	aaaaaaaaaaaaaaaaaaaaaaaaaaaaa (31 mer)	25	BioRP
2	test1	ccccccccccccccccccccccccccccccc (36 mer)	50	BioRP

DNA Invoice Information:

No	Name	Scale	Price / Qty	Total Price	Tax
1	Oligo 합성 25nmole [S-1001]	25 nmole	450 / 31	13,950	1,395
2	Oligo 합성 50nmole [S-1010]	50 nmole	490 / 36	17,640	1,764
	Total			31,590	3,159



3. Delivery

o Click the tab of My account > Order history > View this order > Shipments to view and track the shipping information.