

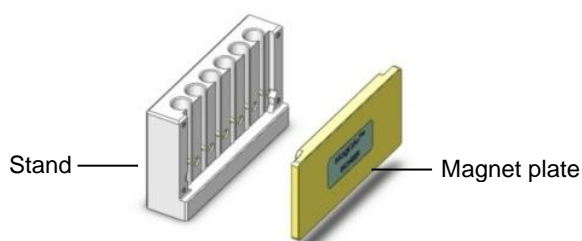
[Cat. No.] **TM-1020, TM-1030**

Introduction

MagListo™ Magnetic Separation Rack is a separation tool used for nucleic acid extraction and protein purification using magnetic nanobeads. By using the magnetic nanobeads, the separation and purification processes can be performed faster than spin-column based extraction method. Solutions can easily be disposed of without needing a pipette, as the silicon packing holds the tubes even when it is upside down.

These products are optimized for nucleic acid extraction and protein purification with MagListo™ 5M nucleic acid extraction kits and protein purification kits, respectively.

Components



Components	TM-1020	TM-1030
Stand	1 ea	1 ea
Magnet plate	1 ea	1 ea

1. Stand

- The body part for holding the tubes: There are holes for inserting the tubes from the top and also for attaching magnet plate to the front part of the stand.
- Use only the tubes recommended by BIONEER. If a tube is too tight, the silicon packing may get torn or come off. If a tube is too loose, the tube may fall off while disposing the solution.

2. Magnet plate

- The part that attaches to the stand: There are magnets fixed on one side of the magnet plate that gets attached to the stand.

Specifications

MagListo™-15 Magnetic Separation Rack		
Dimension (W x D x H)	Stand	164 mm x 37 mm x 78 mm
	Magnet plate	164 mm x 11 mm x 58.5 mm
Weight	525 g	
Capacity	15 ml tube x 6 holes	


* Note: There may be a slight difference from the actual size.

MagListo™-50 Magnetic Separation Rack		
Dimension (W x D x H)	Stand	154 mm x 47.5 mm x 76 mm
	Magnet plate	154 mm x 11 mm x 58.5 mm
Weight	530 g	
Capacity	50 ml tube x 3 holes	


* Note: There may be a slight difference from the actual size.

Precautions and Warnings

- Do not drop the product or apply a strong shock. It may cause the product to break.
- Be cautious when storing or handling the product. Dropping the product may cause injury.
- If the product is damaged, use a tool to dispose of the damaged product. Sharp edges of the damaged surface may cause injury.
- Only use the tubes recommended by BIONEER. Using a non-recommended tube may cause the silicon packing to tear or the tube to fall off.
- Immediately rinse the product with running water if any solution from kits get on the magnet. Make sure to wipe off the water with dried clothes before storage. The magnets may get corroded and come off the magnet plate if stored with its surface stained.
- Ensure the product is dry before storage.
- Immediately clean the product if any organic solvent gets onto it. MagListo™ is composed of PMMA, and it may get damaged from organic solvents including ethanol, acetone, toluene, etc. If the product gets damaged from an organic solvent, the service fee may be charged or you may need to repurchase the product.
- Store the product with the stand and the magnet plate attached.
- DO NOT store the magnet plates facing each other. If multiple magnet plates have to be stored together, store all components separately or have the magnet plates face the same direction. If the magnet plates are stored facing each other, the magnets may fall off from the strong magnetic forces.



<Correct>



<Wrong>

- Do not use the product if you have a cardiac pacemaker. The magnetic field generated by the product may interfere with it.
- Do not remove the pad on the magnet plate. It is to prevent the corrosion of the magnets.

Online Resources



Korean



English

Visit our **product page** for additional information and protocols

Warranty

All products produced and sold by BIONEER Co., Ltd go through a Finished Product Test according to strict quality control regulations. BIONEER Co., Ltd guarantees the quality of the product during the warranty period, during which defective products are repaired or replaced free of charge.

MagListo™ Magnetic Separation Rack	
Cat. No.	
Date of Purchase	
Warranty Period	Within 1 year from the date of purchase

1. Service request

If there is any abnormality in our product, contact us via email (instrument-support@bioneer.co.kr) or phone at (+82-42-939-6333) to request for service. Inquire with BIONEER Customer Support Center or local distributor for more details (The inquiry status and the details will be notified within 7 days of the service request and the damage compensation will be resolved within 14 days from the notified date).

2. Free service

Free service is provided for any repair or replacement due to abnormalities in the instrument during the warranty period.

3. Charged service: In the following cases, the service will be charged.

- Damages from misuse: Mishandling of the product, repair or modification, corrosion of the magnets, dropping, physical impact, etc.
- Etc: Damages from natural disasters.

Ordering Information

Description	Cat. No.
MagListo™-15 Magnetic Separation Rack	15 ml tube x 6 holes TM-1020
MagListo™-50 Magnetic Separation Rack	50 ml tube x 3 holes TM-1030

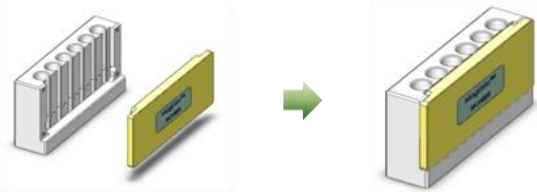
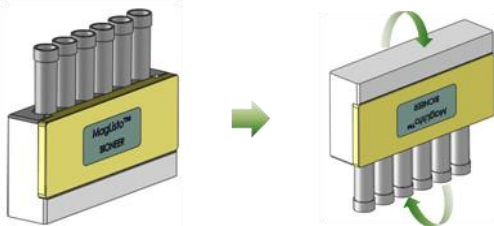
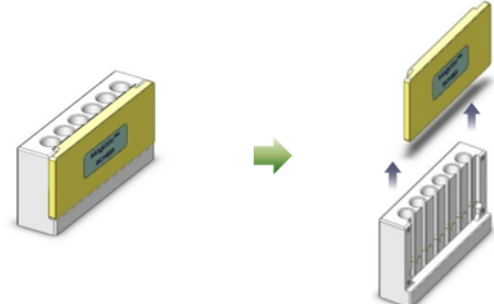
Notice

BIONEER corporation reserves the right to make corrections, modifications, improvements and other changes to its products, services, specifications or product descriptions at any time without notice.

Explanation of Symbols



Experimental Procedures

Steps	Procedure Details
<p>1</p>  <p>Attachment of the magnet plate</p>	<p>1. Attach the magnet plate to the stand.</p>
<p>2</p>  <p>Solution disposal</p>	<p>2. Without removing tubes from MagListo™ Magnetic Separation Rack, rotate the stand upside down to dispose of the solution. The silicone immobilizer inside the stand prevents the tubes from falling.</p> <p>* Note: Be cautious not to spill the solution on the rack.</p>
<p>3</p>  <p>Detachment of the magnet plate</p>	<p>3. Pull the magnet plate up from the stand for detachment and gently separate it.</p>