

MagListo™-8Ch Magnetic Separation Rack

MagListo™-2 Magnetic Separation Rack



MagListo™-8Ch



MagListo™-2


Please read all the information in this manual before use.

1. Introduction


MagListo™ Magnetic Separation Rack is designed for a fast, easy separation and purification of cells, nucleic acids and proteins utilizing magnetic beads. MagListo™-8Ch is for 8 channel pipette and 1 ml tube and MagListo™-2 is for 2 ml tube. We recommend using MagListo™ Magnetic Separation Rack along with our MagListo™ 5M Kits for guaranteed results.

2. Cautions for proper use and safety

- 1) The product contains acryl and plastic material. Be careful not to drop the product or it may break.
- 2) When transporting the product, take extra care not to drop it or it may cause injury from falling.
- 3) If the product is broken in pieces, do not touch it with bare hands or it may pierce through skin. In this case, use another tool to discard.
- 4) When using the product, use the tube that is recommended from the company. If a tube of a greater size is used, it is highly likely that it might rip or remove the silicon parts while fitting it in into the stand. If a smaller size is used, it may fall from the stand while discarding solution by inverting the stand.
- 5) When extraction solution or purified substance is smeared onto the product, rinse it right away with tap water, wipe dry, and store in a dry place to prevent corrosion.
- 6) Ethanol, Acetone, Toluene, or any organic solvent may cause damage on the product. Therefore when in the face of organic solvent, immediately rinse the product before usage. Any damage from a contact of organic solvents may incur an A/S cost or you may buy a new one.
- 7) When a corrosive liquid gets onto the magnet plate's magnet, immediately rinse it off with running water. If not, it may corrode the magnet during storage and degrade its performance.
- 8) When storing the product, keep the stand and the magnet plate attached.
- 9) When storing many quantities or when it is required that the stand and the magnet plate are unattached from each other, separate all components of the product or keep the magnet not facing each other. Because the magnetism of the magnets in the magnet plates is strong, when they are facing each other, it will cause the magnets to breakaway.



<correct position for storage>



<wrong position for storage >

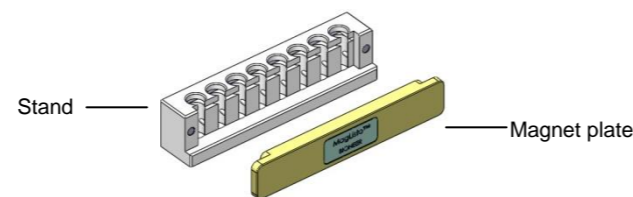
- 10) The product contains a magnetic substance that produces strong magnetic fields. A person using an artificial cardiac

pacemaker is prohibited from using the product because the strong magnetic field may cause an interference phenomenon

- 11) An adhesive film on one side of the Magnet plate is to prevent corrosion. Use the Magnet plate with keeping the film on.

3. Product Contents and Description

- 3.1 Product Contents (The product may differ slightly from the diagram below)



MagListo™-8Ch Magnetic Separation Rack		
Stand		1 ea
Magnet plate		1 ea
Dimension (mm)	Stand	104(W)x23(D)x31(H)
	Magnet plate	104(W)x8(D)x23(H)
Weight (g)		105
Sample Capacity		1 ml tube x 8

The actual sizes may differ slightly from those shown in the table.

MagListo™-2 Magnetic Separation Rack		
Stand		1 ea
Magnet plate		1 ea
Dimension (mm)	Stand	136(W)x27(D)x33(H)
	Magnet plate	136(W)x9.5(D)x25(H)
Weight (g)		150
Sample Capacity		2 ml tube x 8

The actual sizes may differ slightly from those shown in the table.

3.2 Product Description

MagListo™ Magnetic Separation Rack consists of the Stand and the Magnet plate.

3.2.1 Stand

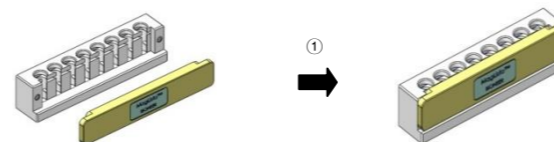
- As its purpose is to hold tubes, there are holes for the tubes on the top. The frontal side has grooves to be connected with the magnet plate.
- When using the product, use the tube that is recommended from the company. If a tube of a greater size is used, it is highly likely that it might rip or remove the silicon parts while fitting it in into the stand. If a smaller size is used, it may fall from the stand while discarding solution by inverting the stand.

3.2.2 Magnet plate

- The magnet plate is to attach to the Stand and there are magnets on one side of the magnet plate.

4. How to Use

Attachment



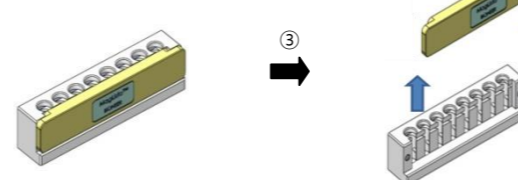
- ① Attachment: Combine the Magnet plate to the Stand.

Discard solution



- ② Discard solution: discard solution by inverting the MagListo™ rack. The silicone immobilizer inside the stand holds the tubes from falling. in an upside down position. When discard solution, invert the rack completely for the solution not to smear on the rack.

Detachment



- ③ Detachment: Push up the Magnet plate gently.

5. Ordering Information

Cat. no.	Product	Capacity
TM-1000	MagListo™-8Ch Magnetic Separation Rack	1 ml tube x 8
TM-1010	MagListo™-2 Magnetic Separation Rack	2 ml tube x 8
TM-1020	MagListo™-15 Magnetic Separation Rack	15 ml tube x 6
TM-1030	MagListo™-50 Magnetic Separation Rack	50 ml tube x 3
TM-1040	MagListo™-96 Magnetic Separation Rack	96 well plate x 1
TM-1100	MagListo™ Magnetic Separation Rack Bundle Set	Each of MagListo™-2, -15, -50, and -96 (4 racks)
HT-15-NG	1.5 ml microcentrifuge tube	500 ea / pk
HT-20-NG	2 ml microcentrifuge tube	500 ea / pk
90083	1 ml tube with 8-cap strip	100 ea / box

6. Warranty

This Bioneer brand product, as supplied and distributed by Bioneer Corporation, is warranted by Bioneer against manufacturing defects in materials and workmanship for a limited warranty period.

Product	MagListo™ Magnetic Separation Rack
Cat. no.	
Date of Purchase	/ / (dd/mm/yy)
Warranty Period	

1. How to Request Warranty Service

Please fill out the service request form attached to this manual and submit it to us by fax or mail. For prompt service, please have the problem log and the experimental file ready before contacting us. For more details, please contact Bioneer Customer Service Center or your local distributor. You may call us at 1588-9788 for minor problems. The service request result will be notified to you within 7 business days and the system will be repaired or replaced within 14 business days.

2. Repairs under Warranty

During the one-year warranty period, Bioneer will repair all defective products free of charge.

3. Exclusion from Warranty

The product is excluded from warranty if:

- 1) The product has been found to be defective after expiry of the warranty period.
- 2) The product has been subjected to misuse, abuse, or unauthorized repair, whether by accident or other cause.
- 3) Magnets in the product are corroded from storing the product in a damp environment.
- 4) The product is damaged from falling during storage or experiment.
- 5) Product is damaged beyond repair due to natural disasters.

• Bioneer Worldwide

Headquarters

Address 8-11 Munpyeongseo-ro, Daedeok-gu, Daejeon, 34302, Republic of Korea
Tel +82-42-930-8777 (Korea: 1588-9788)
Fax +82-42-930-8688
E-mail sales@bioneer.co.kr
Web http://www.bioneer.co.kr

Bioneer, Inc.

Address 1301 Marina Village Parkway, Suit 110 Alameda, CA, 94501 USA
Tel +1-877-264-4300 (Toll Free)
Fax +1-510-865-0350
E-mail order.usa@bioneer.us.com
Web www.bioneer.com

Bioneer R&D Center

Address B-702, Korea Bio Park Bldg., 700, Daewangpangyo-ro, Bundang-gu, Seongnam-si, Gyeonggi-do, 13488, Republic of Korea
Tel +82-31-628-0500
Fax +82-31-628-0555
E-mail sales@bioneer.co.kr
Web http://www.bioneer.co.kr