

[Cat. No.] **K-2208, K-2209, K-2210**

Introduction

AccuPower® RocketScript™ Cycle RT PreMix (dN₁₂) is a next generation cDNA synthesis kit that uses RocketScript™ Reverse Transcriptase (RocketScript™ RTase) and Cyclic Temperature Reverse Transcription (CTRT) technologies developed by BIONEER. RocketScript™ RTase originated and engineered from M-MLV reverse transcriptase can provide increased thermal stability resulting in effective full length first strand cDNA synthesis. It can be used at various temperatures (42-70°C) allowing increased specificity, higher yields of cDNA, and more full-length product than other reverse transcriptase. In addition, the CTRT not only can increase the efficiency, but also effective for full-length cDNA synthesis. The CTRT reaction is composed of 2 or 3 steps. The step 1 is performed at 15-25°C, at which short primers are fully annealed. Then, the step 2 is performed at 42-48°C for cDNA synthesis. The step 3 is performed at high temperature 50-55°C at which secondary structure of template RNA obstructing reverse transcription is released. This product contains vacuum-dried components essential for cDNA synthesis including RocketScript™ RTase, reaction buffer, DTT, dNTPs, RNase inhibitors, and Oligo dN₁₂. It simplifies preparation of reverse transcription reaction mixture by adding template RNA and nuclease-free water without any extra process.

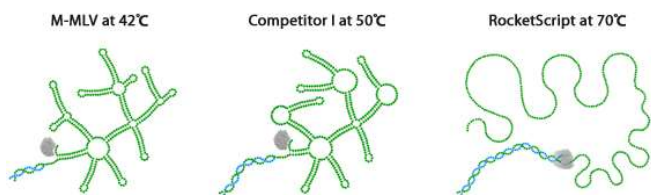


Figure 1. Schematic diagram of 5' UTR of a gene, with complex secondary structure, at three different temperatures. RocketScript™ Reverse Transcriptase is fully active at 70°C, so it can synthesize complete gene sequences that M-MLV and other reverse transcriptase can not synthesize.

Applications

- First-strand synthesis of cDNA from RNA molecules (RT)
- Random priming reaction
- cDNA library construction
- Probe labeling
- mRNA 5'-end mapping by primer extension analysis
- PCR
- Real-time PCR

Features & Benefits

- **Sensitivity & Efficiency:** RocketScript™ RTase and CTRT technologies provide enhanced sensitivity synthesizing cDNA from low concentration RNA and increased efficiency by applying circulating temperature reaction.
- **Thermostable activity:** RocketScript™ RTase has excellent thermal resistance even at 70°C, so it is suitable for cDNA synthesis of secondary RNA structures. The cDNA synthesis temperatures can be set at various temperatures (42-70°C) according to user's experimental conditions, allowing effective cDNA synthesis.
- **Flexible Reaction:** As well as CTRT, reverse transcription reaction is possible at a single temperature within 22-55°C.

Composition

Composition	Concentration
RocketScript™ Reverse Transcriptase	200 U
5X Reaction buffer	1X
DTT	0.25 mM
dNTPs (dATP, dCTP, dGTP, dTTP)	Each 250 µM
RNase inhibitors	1 U
Oligo dN ₁₂	100 pmol

Specifications

RocketScript™ Reverse Transcriptase	
DNase activity	No
RNase activity	No
Fragment size	Up to 10 kb

Storage

Store at -20°C. If stored in the recommended temperature, this product will be stable until the expiration date printed out on the label.

Online Resources



Korean



English

Visit our **product page** for additional information and protocols

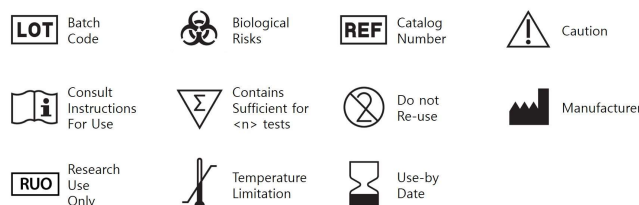
Ordering Information

Description	Cat. No.
0.2 ml thin-wall 96 tubes	20 µl/rxn K-2208
8-tube strips with attached cap	50 µl/rxn K-2210
	480 tubes 20 µl/rxn K-2209




Notice

BIONEER corporation reserves the right to make corrections, modifications, improvements and other changes to its products, services, specifications or product descriptions at any time without notice.

Explanation of Symbols



Experimental Procedures

Steps		Procedure Details																																																	
1	 Preparation of reaction mixture	<p>1. Add template RNA and nuclease-free water into <i>AccuPower® RocketScript™</i> Cycle RT PreMix (dN₁₂) tubes to a total volume of 20 µl or 50 µl. Do not calculate the dried pellet.</p> <ul style="list-style-type: none"> Amount of template RNA <table border="1" style="width: 100%; border-collapse: collapse;"> <thead> <tr> <th colspan="2">Components</th> <th>20 µl reaction</th> <th colspan="2">50 µl reaction</th> </tr> </thead> <tbody> <tr> <td rowspan="2" style="text-align: center;">Template RNA</td> <td style="text-align: center;">Total RNA</td> <td style="text-align: center;">0.01-5 µg</td> <td colspan="2" style="text-align: center;">0.01-5 µg</td> </tr> <tr> <td style="text-align: center;">Poly(A) RNA</td> <td style="text-align: center;">0.01-5 µg</td> <td colspan="2" style="text-align: center;">0.01-5 µg</td> </tr> </tbody> </table> <p>2. Dissolve the vacuum-dried pellet by pipetting or vortexing, and briefly spin down.</p>				Components		20 µl reaction	50 µl reaction		Template RNA	Total RNA	0.01-5 µg	0.01-5 µg		Poly(A) RNA	0.01-5 µg	0.01-5 µg																																	
Components		20 µl reaction	50 µl reaction																																																
Template RNA	Total RNA	0.01-5 µg	0.01-5 µg																																																
	Poly(A) RNA	0.01-5 µg	0.01-5 µg																																																
2	 cDNA synthesis	<p>3. Perform the reaction under the following conditions.</p> <p>3-1. CTRT reaction (Example 1)</p> <table border="1" style="width: 100%; border-collapse: collapse;"> <thead> <tr> <th>Step</th> <th>Temperature</th> <th>Time</th> <th>Cycles</th> </tr> </thead> <tbody> <tr> <td>Primer annealing</td> <td style="text-align: center;">15°C</td> <td style="text-align: center;">20 sec</td> <td rowspan="2" style="text-align: center;">10 cycles or more</td> </tr> <tr> <td>cDNA synthesis</td> <td style="text-align: center;">50°C</td> <td style="text-align: center;">4 min</td> </tr> <tr> <td>Melting secondary structure & cDNA synthesis</td> <td style="text-align: center;">60°C</td> <td style="text-align: center;">20 sec</td> <td></td> </tr> <tr> <td>Heat inactivation</td> <td style="text-align: center;">95°C</td> <td style="text-align: center;">5 min</td> <td style="text-align: center;">1 cycle</td> </tr> </tbody> </table> <p>3-2. CTRT reaction (Example 2)</p> <table border="1" style="width: 100%; border-collapse: collapse;"> <thead> <tr> <th>Step</th> <th>Temperature</th> <th>Time</th> <th>Cycles</th> </tr> </thead> <tbody> <tr> <td>Primer annealing</td> <td style="text-align: center;">15°C</td> <td style="text-align: center;">1 min</td> <td rowspan="2" style="text-align: center;">10 cycles or more</td> </tr> <tr> <td>Melting secondary structure & cDNA synthesis</td> <td style="text-align: center;">42-70°C</td> <td style="text-align: center;">4 min</td> </tr> <tr> <td>Heat inactivation</td> <td style="text-align: center;">95°C</td> <td style="text-align: center;">5 min</td> <td style="text-align: center;">1 cycle</td> </tr> </tbody> </table> <p>* Note: For difficult or high GC-content templates, perform cDNA synthesis at 55°C.</p> <p>3-3. Single temperature reaction (Example 3)</p> <table border="1" style="width: 100%; border-collapse: collapse;"> <thead> <tr> <th>Step</th> <th>Temperature</th> <th>Time</th> <th>Cycles</th> </tr> </thead> <tbody> <tr> <td>cDNA synthesis</td> <td style="text-align: center;">22-55°C</td> <td style="text-align: center;">30-60 min</td> <td style="text-align: center;">1 cycle</td> </tr> <tr> <td>Heat inactivation</td> <td style="text-align: center;">95°C</td> <td style="text-align: center;">5 min</td> <td style="text-align: center;">1 cycle</td> </tr> </tbody> </table> <p>* Note: Recommended temperature is range of 42-48°C.</p> <p>4. After the reaction, maintain the reaction mixture at 4°C. The samples can be stored at -20°C until use.</p>				Step	Temperature	Time	Cycles	Primer annealing	15°C	20 sec	10 cycles or more	cDNA synthesis	50°C	4 min	Melting secondary structure & cDNA synthesis	60°C	20 sec		Heat inactivation	95°C	5 min	1 cycle	Step	Temperature	Time	Cycles	Primer annealing	15°C	1 min	10 cycles or more	Melting secondary structure & cDNA synthesis	42-70°C	4 min	Heat inactivation	95°C	5 min	1 cycle	Step	Temperature	Time	Cycles	cDNA synthesis	22-55°C	30-60 min	1 cycle	Heat inactivation	95°C	5 min	1 cycle
Step	Temperature	Time	Cycles																																																
Primer annealing	15°C	20 sec	10 cycles or more																																																
cDNA synthesis	50°C	4 min																																																	
Melting secondary structure & cDNA synthesis	60°C	20 sec																																																	
Heat inactivation	95°C	5 min	1 cycle																																																
Step	Temperature	Time	Cycles																																																
Primer annealing	15°C	1 min	10 cycles or more																																																
Melting secondary structure & cDNA synthesis	42-70°C	4 min																																																	
Heat inactivation	95°C	5 min	1 cycle																																																
Step	Temperature	Time	Cycles																																																
cDNA synthesis	22-55°C	30-60 min	1 cycle																																																
Heat inactivation	95°C	5 min	1 cycle																																																
	 Option	<ul style="list-style-type: none"> If PCR is needed, transfer 2-5 µl of reaction mixture (synthesized cDNA) into <i>AccuPower®</i> PCR PreMix tubes (Cat. No. K-2012, not provided), and perform the reaction under the following conditions. <table border="1" style="width: 100%; border-collapse: collapse;"> <thead> <tr> <th>Step</th> <th>Temperature</th> <th>Time</th> <th>Cycles</th> </tr> </thead> <tbody> <tr> <td>Pre-denaturation</td> <td style="text-align: center;">95°C</td> <td style="text-align: center;">5 min</td> <td style="text-align: center;">1 cycle</td> </tr> <tr> <td>Denaturation</td> <td style="text-align: center;">95°C</td> <td style="text-align: center;">20 sec</td> <td></td> </tr> <tr> <td>Annealing</td> <td style="text-align: center;">45-65°C</td> <td style="text-align: center;">20 sec</td> <td style="text-align: center;">25-35 cycles</td> </tr> <tr> <td>Extension</td> <td style="text-align: center;">72°C</td> <td style="text-align: center;">0.5-1 min/kb</td> <td></td> </tr> <tr> <td>Final extension</td> <td style="text-align: center;">72°C</td> <td style="text-align: center;">3-5 min</td> <td style="text-align: center;">1 cycle</td> </tr> </tbody> </table> <p>* Note: For maximum yield and specificity, temperatures and cycling times should be optimized for each new template DNA or primers.</p>				Step	Temperature	Time	Cycles	Pre-denaturation	95°C	5 min	1 cycle	Denaturation	95°C	20 sec		Annealing	45-65°C	20 sec	25-35 cycles	Extension	72°C	0.5-1 min/kb		Final extension	72°C	3-5 min	1 cycle																						
Step	Temperature	Time	Cycles																																																
Pre-denaturation	95°C	5 min	1 cycle																																																
Denaturation	95°C	20 sec																																																	
Annealing	45-65°C	20 sec	25-35 cycles																																																
Extension	72°C	0.5-1 min/kb																																																	
Final extension	72°C	3-5 min	1 cycle																																																